

Concrete Look

FACTOR



 **atlas concorde**
SOLUTION

March 2023

Factor

EASY TO MATCH CONCRETE LOOK



© Ceramiche Atlas Concorde



© Ceramiche Atlas Concorde



© Ceramiche Atlas Concorde

The collection was born from the fusion of concrete and plaster: shades of light, color, and matter soften the rigor of the concrete, creating an original balance between an industrial vibe and expressive vitality.

Factor consists of easy-to-match shades in a 60x120 format: four neutral, delicate, elegant colors that can also be used outdoors thanks to the 60x60 Grip tile with a 20 mm thickness, and four pastel, modern, eye-catching colors for a fresh, trendy look.

La collezione nasce dalla fusione tra cemento e intonaco: sfumature di luce, colore e materia ammorbidiscono il rigore del cemento dando vita ad un originale equilibrio tra attitudine industriale e vivacità espressiva.

Factor si compone di tonalità facili da abbinare nel formato 60x120: quattro colori neutri, delicati ed eleganti, applicabili anche in esterno grazie al formato 60x60 Grip e 20mm, e quattro colori pastello, moderni e accattivanti, per un aspetto fresco e di tendenza.

La collection est née de la fusion du ciment et du plâtre : des nuances de lumière, de couleur et de matière adoucissent la rigueur du béton, créant un équilibre original entre attitude industrielle et vivacité expressive.

Factor se compose de teintes faciles à assortir au format 60x120 : quatre couleurs neutres, délicates et élégantes, qui peuvent également être appliquées à l'extérieur grâce au format 60x60 Grip et 20 mm, et quatre couleurs pastel, modernes et accrocheuses, pour un look frais et tendance.

Die Kollektion entsteht aus der Verschmelzung von Zement und Gips: Nuancen aus Licht, Farbe und Materie setzen der Strenge des Betons Weichheit entgegen und lassen so ein originelles Gleichgewicht aus Industrielook und ausdrucksvoller Lebendigkeit entstehen.

Factor umfasst einfach zu kombinierende Farbtöne im Format 60x120: vier neutrale, zarte und elegante Farben, die dank des Formats 60x60 Grip und 20 mm auch im Freien verlegt werden können, und vier moderne, attraktive Pastellfarben für einen frischen und trendigen Look.

La colección nace de la fusión del cemento y el yeso: los matices de luz, color y materia suavizan la aspereza del cemento, creando un equilibrio original entre actitud industrial y vivacidad expresiva.

Factor está formada por tonos fáciles de combinar en el tamaño de 60x120: cuatro colores neutros, delicados y elegantes, que también pueden aplicarse en exteriores gracias al tamaño 60x60 Grip y 20mm, y cuatro colores pastel, modernos y atractivos, para un estilo fresco y actual.



FLOOR
Factor **Desert**
Matte/Matt
60x120 | 23⁵/₈"x47¹/₄"

© Ceramiche Atlas Concorde



© Ceramiche Atlas Concorde

FLOOR
Factor **Desert**
Matte/Matt
60x120 | 23⁵/₈"x47¹/₄"



FLOOR
 Factor **Stripes**
 Matte/Matt
 60x120 | 23⁵/₈"x47¹/₄"

WALL
 Factor **Sky Brick**
 Glossy
 7,5x30 | 3"x11³/₄"

Factor **Stripes**
 Matte/Matt
 60x120 | 23⁵/₈"x47¹/₄"

© Ceramiche Atlas Concorde



FLOOR
Factor **Stripes**
Matte/Matt
60x120 | 23⁵/₈" x 47¹/₄"

WALL
Factor **Sky Brick**
Glossy
7,5x30 | 3" x 11¹/₄"

Factor **Stripes**
Matte/Matt
60x120 | 23⁵/₈" x 47¹/₄"

© Ceramiche Atlas Concorde

Factor

A DECOR FOR EVERY STYLE



© Ceramiche Atlas Concorde



© Ceramiche Atlas Concorde



© Ceramiche Atlas Concorde

Compositional solutions are emphasized by the Stripes decor in the 60x120 format, where the fusion of the four neutral colors enriched by subtle textures transforms the allure of oxidized sheet metal, and by the Brick Glossy and Listel Metal tiles, in a lively version of the four pastel colors, for a combination of colorful energy and stylistic delicacy that makes them extremely versatile for decorative designs.

Le soluzioni compositive sono enfatizzate dal decoro Stripes nel formato 60x120, dove la fusione dei quattro colori neutri arricchita da trame in controluce trasforma il fascino delle lamiere ossidate, dai Brick Glossy e dai Listel Metal, in una versione vivace dei quattro colori pastello, per un connubio tra energia cromatica e delicatezza stilistica che li rende estremamente versatili per pose decorative.

Les solutions de composition sont soulignées par la décoration Stripes au format 60x120, où la fusion des quatre couleurs neutres enrichies par des textures rétroéclairées transforme le charme de la tôle oxydée, de la Brick Glossy et du Listel Metal, en une version vivante des quatre couleurs pastel, pour une combinaison d'énergie chromatique et de délicatesse stylistique qui les rend extrêmement polyvalents pour les poses décoratives.

Zur weiteren Akzentuierung der Kombinationen dient das Dekor Stripes im Format 60x120, in dem die Fusion der vier neutralen Farben durch zusätzliche Strukturierung im Gegenlicht den Zauber oxidierten Blechs der Bricks Glossy und der Leisten Metal in eine lebhaftere Version der vier Pastellfarben verwandelt. Eine Verbindung aus farblicher Energie und stilistischer Feinheit, die die Produkte für dekorative Verlegeideen überaus vielseitig macht.

Las distintas composiciones se acentúan con la decoración Stripes en el tamaño 60x120, donde la fusión de los cuatro colores neutros enriquecida por tramas a contraluz transforma el encanto de las planchas oxidadas, de Brick Glossy y Listel Metal, en una versión vivaz de los cuatro colores pastel, para una combinación de energía cromática y delicadeza estilística que las hace extremadamente versátiles para aplicaciones decorativas.

Factor

Brick Glossy



© Ceramiche Atlas Concorde



FLOOR
Factor **Cloud**
Matte/Matt
60x120 | 23⁵/₈"x47¹/₄"

WALL
Factor **Forest Brick**
Glossy
7,5x30 | 3"x11¹/₄"



© Ceramiche Atlas Concorde

FLOOR
Factor **Volcano**
Matte/Matt
60x60 | 23⁵/₈" x 23⁵/₈"

Factor **Volcano Mosaico**
Matte/Matt
30x30 | 11³/₄" x 11³/₄"

WALL
Factor **Blossom Brick**
Glossy
7.5x30 | 3" x 11³/₄"

Factor **Pastel Snow**
Matte/Matt
60x120 | 23⁵/₈" x 47¹/₄"

Factor **Snow Listel Metal**
Metal
1x60 | 3³/₈" x 23⁵/₈"



© Ceramiche Atlas Concorde



© Ceramiche Atlas Concorde

FLOOR
 Factor **Volcano**
 Matte/Matt
 60x60 | 23⁵/₈"x23⁵/₈"

Factor **Volcano Mosaico**
 Matte/Matt
 30x30 | 11³/₄"x11³/₄"

WALL
 Factor **Blossom Brick**
 Glossy
 7,5x30 | 3"x11³/₄"

Factor **Pastel Snow**
 Matte/Matt
 60x120 | 23⁵/₈"x47¹/₄"

Factor **Snow Listel Metal**
 Metal
 1x60 | 3³/₈"x23⁵/₈"



© Ceramiche Atlas Concorde



© Ceramiche Atlas Concorde

FLOOR
Factor **Snow**
Matte/Matt
60x120 | 23⁵/₈"x47¹/₄"

Factor **Cloud**
Matte/Matt
60x120 | 23⁵/₈"x47¹/₄"

WALL
Factor **Pastel Blossom**
Matte/Matt
60x120 | 23⁵/₈"x47¹/₄"

Factor **Blossom Brick**
Glossy
7,5x30 | 3"x11³/₄"

WALL
Factor **Pastel Sky**
Matte/Matt
60x120 | 23⁵/₈"x47¹/₄"

Factor **Sky Brick**
Glossy
7,5x30 | 3"x11³/₄"



© Ceramiche Atlas Concorde

FLOOR
Factor **Pastel Sky**
Matte/Matt
60x120 | 23⁵/₈"x47¹/₄"

Factor **Volcano**
Matte/Matt
60x120 | 23⁵/₈"x47¹/₄"

WALL
Factor **Snow**
Matte/Matt
30x60 | 11³/₄"x23⁵/₈"

Factor **Snow Brick**
Glossy
7,5x30 | 3"x11³/₄"

WALL
Factor **Pastel Sky**
Matte/Matt
60x120 | 23⁵/₈"x47¹/₄"

Factor **Sky Listel Metal**
Metal
1x60 | 3³/₈"x23⁵/₈"

WALL
Factor **Pastel Forest**
Matte/Matt
60x120 | 23⁵/₈"x47¹/₄"

Factor **Forest Brick**
Glossy
7,5x30 | 3"x11³/₄"

Factor **Forest Listel Metal**
Metal
1x60 | 3³/₈"x23⁵/₈"



© Ceramiche Atlas Concorde

© Ceramiche Atlas Concorde



FLOOR
Factor **Pastel Sky**
60x120 | 23⁵/₈"x47¹/₄"

Factor **Volcano**
Outdoor ∇ 20 mm
60x60 | 23⁵/₈"x23⁵/₈"

Factor

Porcelain Tiles RECTIFIED MONOCALIBER



Matte ± 6-9 mm
Grip ± 8 mm
Outdoor ± 20 mm



R10 A+B Matte ± 6-9 mm
R11 A+B+C Grip ± 8 mm
R11 A+B+C Outdoor ± 20 mm




V2 Slight
Variation

MATTE SURFACE



± 9 mm
60x120 cm - 23⁵/₈"x47¹/₄"
Factor Snow
Factor Desert
Factor Cloud
Factor Volcano



± 8 mm
60x60 cm - 23⁵/₈"x23⁵/₈"
Factor Snow
Factor Desert
Factor Cloud
Factor Volcano




± 8 mm
30x60 cm - 11³/₄"x23⁵/₈"
Factor Snow
Factor Desert
Factor Cloud
Factor Volcano



Floor & Wall

GRIP SURFACE



± 8 mm
60x60 cm - 23⁵/₈"x23⁵/₈"
Factor Snow Grip
Factor Desert Grip
Factor Cloud Grip
Factor Volcano Grip



Outdoor

OUTDOOR ± 20 mm



± 20 mm
60x60 cm - 23⁵/₈"x23⁵/₈"
Factor Snow 20mm
Factor Desert 20mm
Factor Cloud 20mm
Factor Volcano 20mm



Outdoor




SNOW



DESERT



CLOUD



VOLCANO


Factor

Porcelain Tiles RECTIFIED MONOCALIBER


DECOR RANGE



Factor Stripes
60x120 - 23⁵/₈"x47¹/₄" 3 different patterns



Factor Snow
Mosaico
30x30 - 11³/₄"x11³/₄"



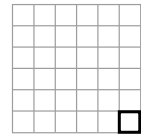
Factor Desert
Mosaico
30x30 - 11³/₄"x11³/₄"



Factor Cloud
Mosaico
30x30 - 11³/₄"x11³/₄"

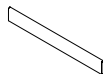


Factor Volcano
Mosaico
30x30 - 11³/₄"x11³/₄"



4,8x4,8 cm
1⁷/₈"x1⁷/₈"

Battiscopa



7,2x60 cm
2⁷/₈"x23⁵/₈"

Matte

Gradino



30x60 cm
11³/₄"x23⁵/₈"

Matte

- Snow
- Desert
- Cloud
- Volcano

-
-
-
-

-
-
-
-



© Ceramiche Atlas Concorde

FLOOR
Factor Stripes
Matte/Matt
60x120 | 23⁵/₈"x47¹/₄"



Matte ∇ 9 mm



R10 B Matte ∇ 9 mm



V2 Slight Variation

Factor

Glazed Porcelain Tiles RECTIFIED MONOCALIBER

MATTE SURFACE



Floor & Wall


∇ 9 mm

60x120 cm - 23⁵/₈"x47¹/₄"

- Factor Pastel Snow
- Factor Pastel Sky
- Factor Pastel Blossom
- Factor Pastel Forest




DECOR RANGE



Factor Snow Brick Glossy
7,5x30 - 3"x11³/₄" Not Rectified



Factor Blossom Brick Glossy
7,5x30 - 3"x11³/₄" Not Rectified



Factor Forest Brick Glossy
7,5x30 - 3"x11³/₄" Not Rectified



Factor Sky Brick Glossy
7,5x30 - 3"x11³/₄" Not Rectified

Factor Snow
Listel Metal
1x60 - 3⁵/₈"x23⁵/₈"

Factor Blossom
Listel Metal
1x60 - 3⁵/₈"x23⁵/₈"

Factor Forest
Listel Metal
1x60 - 3⁵/₈"x23⁵/₈"

Factor Sky
Listel Metal
1x60 - 3⁵/₈"x23⁵/₈"

Factor Snow
Listel Metal A.E.
1x1 - 3⁵/₈"x3⁵/₈"

Factor Blossom
Listel Metal A.E.
1x1 - 3⁵/₈"x3⁵/₈"

Factor Forest
Listel Metal A.E.
1x1 - 3⁵/₈"x3⁵/₈"

Factor Sky
Listel Metal A.E.
1x1 - 3⁵/₈"x3⁵/₈"



The decoration can only be laid on the wall - Il decoro si può posare solo a rivestimento - Décor uniquement mural
Das Dekor kann nur an der Wand verlegt werden - La decoración se puede colocar únicamente en paredes



© Ceramiche Atlas Concorde



© Ceramiche Atlas Concorde



© Ceramiche Atlas Concorde



© Ceramiche Atlas Concorde

PORCELAIN TILES Gres porcellanato
GRES CÉRAME / FEINSTEINZEUG / GRES PORCELÁNICO

TECHNICAL FEATURES / CARATTERISTICHE TECNICHE / CARACTERISTIQUES TECHNIQUES / TECHNISCHE DATEN / CARACTERÍSTICAS TÉCNICAS
Complies with EN 14411 (ISO 13006) Appendix G Group B1a Conforme alla norma EN 14411 (ISO 13006) Appendice G Gruppo B1a

		Requirements for nominal size N Requisiti per dimensione nominale N			FACTOR			
		7 cm ≤ N < 15 cm (mm)	(%)	N ≥ 15 cm (mm)	Matte	Grip	Outdoor ≥ 20 mm	
Regularity characteristics Caratteristiche di regolarità		Length and width Lunghezza e larghezza	± 0.9 ^{mm} Non-rect ± 0.4 ^{mm} Rect	± 0.6 ^{mm} Non-rect ± 0.3 ^{mm} Rect	± 2.0 ^{mm} Non-rect ± 1.0 ^{mm} Rect	Suitable for Conforme		
		Thickness Spessore	± 0.5 ^{mm}	± 0.5 ^{mm}	± 0.5 ^{mm}			
Structural characteristics Caratteristiche strutturali		Straightness of sides Rettilineità degli spigoli	± 0.8 ^{mm} Non-rect ± 0.4 ^{mm} Rect	± 0.5 ^{mm} Non-rect ± 0.3 ^{mm} Rect	± 1.5 ^{mm} Non-rect ± 0.8 ^{mm} Rect	Suitable for Conforme	Suitable for Conforme	Not applicable to strong structures Non applicabile a strutture forti
		Rectangularity (Measurement only on short edges when L/I ≥ 3) Ortogonalità (Misurazione da condurre solo sui lati corti quando L/I ≥ 3)	± 0.8 ^{mm} Non-rect ± 0.4 ^{mm} Rect	± 0.5 ^{mm} Non-rect ± 0.3 ^{mm} Rect	± 2.0 ^{mm} Non-rect ± 1.5 ^{mm} Rect			
Bulk mechanical characteristics Caratteristiche meccaniche massive		Water absorption (in % by mass) Massa d'acqua assorbita (come % della massa)	E _s ≤ 0.5% Individual max 0.6% E _s ≤ 0.5% Valore max singolo 0.6%			≤ 0.1 %	≤ 0.1 %	≤ 0.1 %
		Breaking strength Sforzo di rottura	Requirement ANSI A1371 Water absorption max ≤ 0.5%			≤ 0.5 %	≤ 0.5 %	≤ 0.5 %
Surface mechanical characteristics Caratt. meccaniche superficiali		Modulus of rupture Resistenza alla flessione	S ≥ 700N (for thickness < 7.5 mm - per spessore < 7.5 mm) S ≥ 1500N (for thickness ≥ 7.5 mm - per spessore ≥ 7.5 mm)			S ≥ 1500 N	S ≥ 1500 N	S ≥ 10000 N
		Bending strength and breaking load Resistenza a flessione e al carico di rottura (4)(5)	R ≥ 35 N/mm ²			R ≥ 40 N/mm ²	R ≥ 40 N/mm ²	R ≥ 45 N/mm ²
Thermal and hygrometric characteristics Caratteristiche termo-igrometriche		Impact resistance, as coefficient of restitution Resistenza all'impatto, espresso come coefficiente di restituzione	Declared value Valore dichiarato			≥ 0.55	≥ 0.55	≥ 0.55
		Resistance to deep abrasion of unglazed tiles (removed volume) Resistenza all'abrasione profonda delle piastrelle non smaltate (volume materiale asportato)	≤ 175 mm ³			≤ 150 mm ³	≤ 150 mm ³	≤ 150 mm ³
Physical properties Proprietà fisiche		Coefficient of thermal linear expansion Coefficiente di dilatazione termica lineare	Declared value Valore dichiarato			≤ 7 MK ⁻¹	≤ 7 MK ⁻¹	≤ 7 MK ⁻¹
		Thermal shock resistance Resistenza agli sbalzi termici	Pass according to EN ISO 10545-1 Test superato in accordo con ISO 10545-1			Resistant Resiste	Resistant Resiste	Resistant Resiste
Chemical characteristics Caratteristiche chimiche		Moisture expansion (in mm/m) Dilatazione all'umidità (in mm/m)	Declared value Valore dichiarato			≤ 0.01% (0.1mm/m)	≤ 0.01% (0.1mm/m)	≤ 0.01% (0.1mm/m)
		Frost resistance Resistenza al gelo	Pass according to EN ISO 10545-1 Test superato in accordo con ISO 10545-1			Resistant Resiste	Resistant Resiste	Resistant Resiste
Safety characteristics Caratteristiche di sicurezza		Bond strength/adhesion for improved cementitious adhesives Adesione a trazione con adesivi cementizi migliorati	Declared value Valore dichiarato			≥ 10 N/mm ² (Class C2 - EN 12004)	≥ 10 N/mm ² (Class C2 - EN 12004)	≥ 10 N/mm ² (Class C2 - EN 12004)
		Reaction to fire Reazione al fuoco	Class A1 or A1 _s Classe A1 oppure A1 _s			A1 - A1 _s	A1 - A1 _s	A1 - A1 _s
Chemical characteristics Caratteristiche chimiche		Resistance to household chemicals and swimming pool salts Resistenza ai prodotti chimici di uso domestico ed agli additivi per piscina	Minimum Class B Classe minima B			A	A	A
		Resistance to low concentrations of acids and alkalis Resistenza a basse concentrazioni di acidi e alcali	Declared Class Classe dichiarata			LA	LA	LA
Safety characteristics Caratteristiche di sicurezza		Resistance to high concentrations of acids and alkalis Resistenza ad alte concentrazioni di acidi e alcali	Declared Class Classe dichiarata			HA	HA	HA
		Resistance to staining, for unglazed tiles Resistenza alle macchie per piastrelle non smaltate	Declared Class Classe dichiarata			5	5	5
Safety characteristics Caratteristiche di sicurezza		Shod Ramp Test Metodo della rampa "calzato"	Declared value Valore dichiarato			R10	R11	R11
		Barefoot Ramp Test Metodo della rampa a piedi nudi	Declared value Valore dichiarato			A+B	A+B+C	A+B+C
Safety characteristics Caratteristiche di sicurezza		Pendulum Friction Test Metodo del Pendolo	BS EN 16165 ANNEX B ANNEX C (EX BS 7976)			PTV ≥ 36 Dry ≥ 36 Wet	PTV ≥ 36 Dry ≥ 36 Wet	PTV ≥ 36 Dry ≥ 36 Wet
		Pendulum Friction Test Metodo del Pendolo	AS 4586			Declared Classification of the new pedestrian surface materials according to the Pendulum Test	Class P3	Class P4
Safety characteristics Caratteristiche di sicurezza		Pendulum Friction Test Metodo del Pendolo	UNE 41901 EX.2017			Class C2	Class C3	Class C3
		Coefficient of friction (COF) Coefficiente di attrito	D. M. 236/89 del 14/06/89 μ ≥ 0.40 per elemento scivolante cuoio su pavimentazione asciutta μ ≥ 0.40 per elemento scivolante gomma dura su pavimentazione bagnata			>0.40 Asciutto >0.40 Bagnato	>0.40 Asciutto >0.40 Bagnato	>0.40 Asciutto >0.40 Bagnato
Safety characteristics Caratteristiche di sicurezza		Dynamic coefficient of friction (DCOF) Coefficiente di attrito dinamico	ANSI A.1371-2017 Requires a minimum value of 0.42 for level interior space expected to be walked upon when wet. (3)			wet DCOF ≥ 0.50	wet DCOF ≥ 0.55	wet DCOF ≥ 0.55

^m The permissible deviation, in % or mm, of the average size for each tile (2 or 4 sides) from work size (WS). Deviazione ammissibile in % oppure mm, dalla dimensione media di ogni piastrella (2 oppure 4 lati) dalla dimensione di fabbricazione (WS).
^{ms} The permissible deviation, in % or mm, of the average thickness for each tile from the work size thickness (WS). Deviazione ammissibile in % oppure mm, dello spessore medio di ogni piastrella dallo spessore riportato nella dimensione di fabbricazione (WS).
^{mm} The maximum permissible deviation from straightness, in % or mm, related to the corresponding work sizes (WS). Deviazione massima ammissibile di rettilineità, in % oppure mm, in rapporto alle dimensioni di fabbricazione (WS) corrispondenti.
^{pm} The maximum permissible deviation from rectangularity, in % or mm, related to the corresponding work sizes (WS). Deviazione massima ammissibile di ortogonalità, in % oppure mm, in rapporto alle dimensioni di fabbricazione (WS) corrispondenti.
^{ps} The maximum permissible deviation from centre curvature, in % or mm, related to diagonal calculated from the work size (WS). Deviazione massima ammissibile della curvatura del centro, in % oppure mm, in rapporto alla diagonale calcolata secondo le dimensioni di fabbricazione (WS).
^{pc} The maximum permissible deviation from edge curvature, in % or mm, related to the corresponding work sizes (WS). Deviazione massima ammissibile della curvatura dello spigolo, in % oppure mm, in rapporto alle dimensioni di fabbricazione (WS) corrispondenti.
^w The maximum permissible deviation from warpage, in % or mm, related to diagonal calculated from the work sizes (WS). Deviazione massima ammissibile dello svergolamento, in % oppure mm, in rapporto alla diagonale calcolata secondo le dimensioni di fabbricazione (WS).
(1) Determination of slip resistance of pedestrian surfaces. It does not cover sports surfaces and road surfaces for vehicles (skid resistance). Determination of the resistance to the soiling of the surface by vehicles (skid resistance). Determination of the resistance to the soiling of the surface by vehicles (skid resistance).
(2) Anti-slip performance is guaranteed at the time of delivery of the product. Le prestazioni anti-slip vengono garantite al momento della consegna del prodotto.
(3) However, tiles with a DCOF of 0.42 or greater are not necessarily suitable for all projects. The specifier shall determine tiles appropriate for specific project conditions, considering by way of example, but not in limitation, type of use, traffic, expected contaminants, expected maintenance, expected wear, and manufacturers' guidelines and recommendations.
(4) For further details, please refer to outdoor design general catalogue. Per maggiori informazioni riferirsi al catalogo generale Outdoor Design.
(5) Only for products with 20 mm thickness. Solo per prodotti a 20mm di spessore.

GLAZED PORCELAIN TILES Gres porcellanato smaltato
CARREAUX EN GRÈS CÉRAMÉ ÉMAILLÉ / GLASIERTE FEINSTEINZEUGFLIESEN / GRES PORCELÁNICO ESMALTADO

TECHNICAL FEATURES / CARATTERISTICHE TECNICHE / CARACTERISTIQUES TECHNIQUES / TECHNISCHE DATEN / CARACTERÍSTICAS TÉCNICAS
Complies with EN 14411 (ISO 13006) Appendix G Group B1a Conforme alla norma EN 14411 (ISO 13006) Appendice G Gruppo B1a

		Requirements for nominal size N Requisiti per dimensione nominale N			FACTOR		
		7 cm ≤ N < 15 cm (mm)	(%)	N ≥ 15 cm (mm)	Pastel - Matte	Brick - Glossy Not Rectified	
Regularity characteristics Caratteristiche di regolarità		Length and width Lunghezza e larghezza	± 0.9 ^{mm} Non-rect ± 0.4 ^{mm} Rect	± 0.6 ^{mm} Non-rect ± 0.3 ^{mm} Rect	± 2.0 ^{mm} Non-rect ± 1.0 ^{mm} Rect	Suitable for Conforme	Suitable for Conforme
		Thickness Spessore	± 0.5 ^{mm}	± 0.5 ^{mm}	± 0.5 ^{mm}		
Structural characteristics Caratteristiche strutturali		Straightness of sides Rettilineità degli spigoli	± 0.8 ^{mm} Non-rect ± 0.4 ^{mm} Rect	± 0.5 ^{mm} Non-rect ± 0.3 ^{mm} Rect	± 1.5 ^{mm} Non-rect ± 0.8 ^{mm} Rect	Suitable for Conforme	Suitable for Conforme
		Rectangularity (Measurement only on short edges when L/I ≥ 3) Ortogonalità (Misurazione da condurre solo sui lati corti quando L/I ≥ 3)	± 0.8 ^{mm} Non-rect ± 0.4 ^{mm} Rect	± 0.5 ^{mm} Non-rect ± 0.3 ^{mm} Rect	± 2.0 ^{mm} Non-rect ± 1.5 ^{mm} Rect		
Bulk mechanical characteristics Caratteristiche meccaniche massive		Water absorption (in % by mass) Massa d'acqua assorbita (come % della massa)	E _s ≤ 0.5% Individual max 0.6% E _s ≤ 0.5% Valore max singolo 0.6%			≤ 0.1 %	≤ 0.1 %
		Breaking strength Sforzo di rottura	Requirement ANSI A1371 Water absorption max ≤ 0.5%			≤ 0.5 %	≤ 0.5 %
Surface mechanical characteristics Caratt. meccaniche superficiali		Modulus of rupture Resistenza alla flessione	S ≥ 700N (for thickness < 7.5 mm - per spessore < 7.5 mm) S ≥ 1500N (for thickness ≥ 7.5 mm - per spessore ≥ 7.5 mm)			S ≥ 1500 N	S ≥ 1500 N
		Bending strength and breaking load Resistenza a flessione e al carico di rottura (4)(5)	R ≥ 35 N/mm ²			R ≥ 40 N/mm ²	R ≥ 40 N/mm ²
Thermal and hygrometric characteristics Caratteristiche termo-igrometriche		Impact resistance, as coefficient of restitution Resistenza all'impatto, espresso come coefficiente di restituzione	Declared value Valore dichiarato			≥ 0.55	≥ 0.55
		Resistance to deep abrasion of glazed tiles Resistenza all'abrasione superficiale delle piastrelle smaltate	PEI			ISO 10545-7	Declared value Valore dichiarato
Physical properties Proprietà fisiche		Coefficient of thermal linear expansion Coefficiente di dilatazione termica lineare	Declared value Valore dichiarato			≤ 7 MK ⁻¹	≤ 7 MK ⁻¹
		Thermal shock resistance Resistenza agli sbalzi termici	Pass according to EN ISO 10545-1 Test superato in accordo con ISO 10545-1			Resistant Resiste	Resistant Resiste
Chemical characteristics Caratteristiche chimiche		Moisture expansion (in mm/m) Dilatazione all'umidità (in mm/m)	Declared value Valore dichiarato			≤ 0.01% (0.1mm/m)	≤ 0.01% (0.1mm/m)
		Frost resistance Resistenza al gelo	Pass according to EN ISO 10545-1 Test superato in accordo con ISO 10545-1			Resistant Resiste	Resistant Resiste
Safety characteristics Caratteristiche di sicurezza		Bond strength/adhesion for improved cementitious adhesives Adesione a trazione con adesivi cementizi migliorati	Declared value Valore dichiarato			≥ 10 N/mm ² (Class C2 - EN 12004)	≥ 10 N/mm ² (Class C2 - EN 12004)
		Reaction to fire Reazione al fuoco	Class A1 or A1 _s Classe A1 oppure A1 _s			A1 - A1 _s	A1 - A1 _s
Chemical characteristics Caratteristiche chimiche		Resistance to household chemicals and swimming pool salts Resistenza ai prodotti chimici di uso domestico ed agli additivi per piscina	Minimum Class B Classe minima B			A	A
		Resistance to low concentrations of acids and alkalis Resistenza a basse concentrazioni di acidi e alcali	Declared Class Classe dichiarata			LA	LA
Safety characteristics Caratteristiche di sicurezza		Resistance to high concentrations of acids and alkalis Resistenza ad alte concentrazioni di acidi e alcali	Declared Class Classe dichiarata			-	-
		Resistance to staining, for unglazed tiles Resistenza alle macchie per piastrelle non smaltate	Declared Class Classe dichiarata			5	5
Safety characteristics Caratteristiche di sicurezza		Shod Ramp Test Metodo della rampa "calzato"	Declared value Valore dichiarato			R10	-
		Barefoot Ramp Test Metodo della rampa a piedi nudi	Declared value Valore dichiarato			A+B	-
Safety characteristics Caratteristiche di sicurezza		Pendulum Friction Test Metodo del Pendolo	BS EN 16165 ANNEX B ANNEX C (EX BS 7976)			PTV ≥ 36 Dry ≥ 36 Wet	PTV ≥ 36 Dry ≥ 36 Wet
		Pendulum Friction Test Metodo del Pendolo	AS 4586			Declared Classification of the new pedestrian surface materials according to the Pendulum Test	Class P3
Safety characteristics Caratteristiche di sicurezza		Pendulum Friction Test Metodo del Pendolo	UNE 41901 EX.2017			Class C2	-
		Coefficient of friction (COF) Coefficiente di attrito	D. M. 236/89 del 14/06/89 μ ≥ 0.40 per elemento scivolante cuoio su pavimentazione asciutta μ ≥ 0.40 per elemento scivolante gomma dura su pavimentazione bagnata			>0.40 Asciutto >0.40 Bagnato	>0.40 Asciutto >0.40 Bagnato
Safety characteristics Caratteristiche di sicurezza		Dynamic coefficient of friction (DCOF) Coefficiente di attrito dinamico	ANSI A.1371-2017 Requires a minimum value of 0.42 for level interior space expected to be walked upon when wet. (3)			wet DCOF ≥ 0.50	wet DCOF ≥ 0.55

(●●) PTV ≥ 36 Wet on demand - su richiesta (●●●) P3 on demand - su richiesta (●●●●) C2 on demand - su richiesta (■) R9 on demand - su richiesta

^m The permissible deviation, in % or mm, of the average size for each tile (2 or 4 sides) from work size (WS). Deviazione ammissibile in % oppure mm, dalla dimensione media di ogni piastrella (2 oppure 4 lati) dalla dimensione di fabbricazione (WS).
^{ms} The permissible deviation, in % or mm, of the average thickness for each tile from the work size thickness (WS). Deviazione ammissibile in % oppure mm, dello spessore medio di ogni piastrella dallo spessore riportato nella dimensione di fabbricazione (WS).
^{mm} The maximum permissible deviation from straightness, in % or mm, related to the corresponding work sizes (WS). Deviazione massima ammissibile di rettilineità, in % oppure mm, in rapporto alle dimensioni di fabbricazione (WS) corrispondenti.
^{pm} The maximum permissible deviation from rectangularity, in % or mm, related to the corresponding work sizes (WS). Deviazione massima ammissibile di ortogonalità, in % oppure mm, in rapporto alle dimensioni di fabbricazione (WS) corrispondenti.
^{ps} The maximum permissible deviation from centre curvature, in % or mm, related to diagonal calculated from the work size (WS). Deviazione massima ammissibile della curvatura del centro, in % oppure mm, in rapporto alla diagonale calcolata secondo le dimensioni di fabbricazione (WS).
^{pc} The maximum permissible deviation from edge curvature, in % or mm, related to the corresponding work sizes (WS). Deviazione massima ammissibile della curvatura dello spigolo, in % oppure mm, in rapporto alle dimensioni di fabbricazione (WS) corrispondenti.
^w The maximum permissible deviation from warpage, in % or mm, related to diagonal calculated from the work sizes (WS). Deviazione massima ammissibile dello svergolamento, in % oppure mm, in rapporto alla diagonale calcolata secondo le dimensioni di fabbricazione (WS).
(1) Determination of slip resistance of pedestrian surfaces. It does not cover sports surfaces and road surfaces for vehicles (skid resistance). Determination of the resistance to the soiling of the surface by vehicles (skid resistance).
(2) Anti-slip performance is guaranteed at the time of delivery of the product. Le prestazioni anti-slip vengono garantite al momento della consegna del prodotto.
(3) However, tiles with a DCOF of 0.42 or greater are not necessarily suitable for all projects. The specifier shall determine tiles appropriate for specific project conditions, considering by way of example, but not in limitation, type of use, traffic, expected contaminants, expected maintenance, expected wear, and manufacturers' guidelines and recommendations.
(4) For further details, please refer to outdoor design general catalogue. Per maggiori informazioni riferirsi al catalogo generale Outdoor Design.
(5) Only for products with 20 mm thickness. Solo per prodotti a 20mm di spessore.



Ceramiche Atlas Concorde S.p.A.
Via Canaletto 141 – 41042
Spezzano di Fiorano (MO) – Italia

atlasconcorde.com